


# MATH: RECONNAISSANCE DE FRACTIONS (01)

Nom: .....

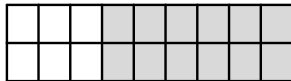
Date: .....

1. Indique quelle fraction représente la partie grise des figures ci-dessous.

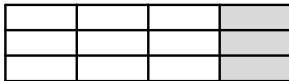
a-




b-




c-



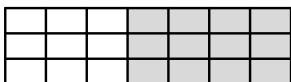
d-



e-



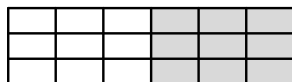
f-



g-

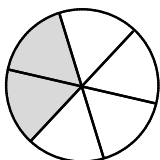


h

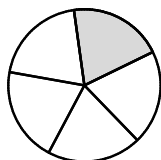


2. Même exercice que le n° 1

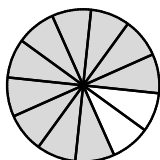
a-



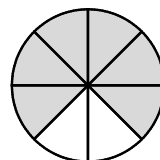
b-



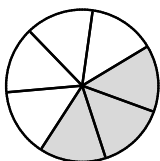
c-



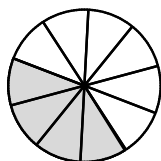
d-



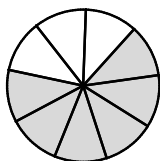
e-



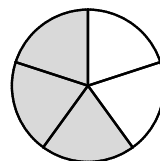
f-



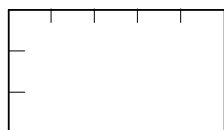
g-



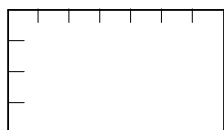
h



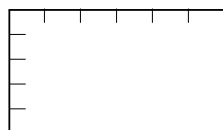
3. Dessine dans les figures ci-dessous les fractions demandées. Relie ensuite par un trait de couleur les fractions équivalentes.



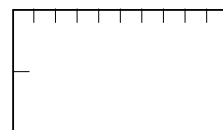
$\frac{5}{15}$



$\frac{6}{14}$



$\frac{9}{15}$



$\frac{4}{5}$



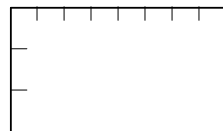
$\frac{4}{8}$



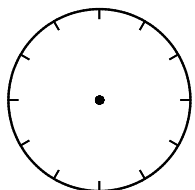
$\frac{5}{10}$



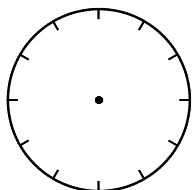
$\frac{2}{9}$



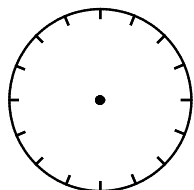
$\frac{1}{3}$



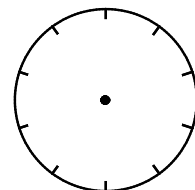
$\frac{2}{12}$



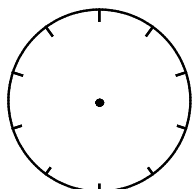
$\frac{3}{4}$



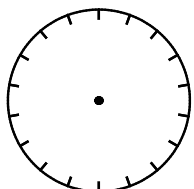
$\frac{5}{16}$



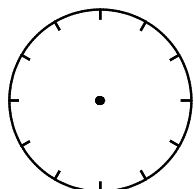
$\frac{3}{12}$



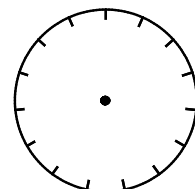
$\frac{6}{10}$



$\frac{12}{20}$



$\frac{8}{12}$



$\frac{9}{15}$